

**Mobile Control Units  
2911, 2912, 2913  
Handheld Enclosures  
Product Drawings  
Last Updated 6/20/2008**

Rose+Bopla Enclosures  
7330 Executive Way  
Frederick, MD 21704  
301-696-9800  
[www.rose-bopla.com](http://www.rose-bopla.com)  
[rbinfo@pm-usa.com](mailto:rbinfo@pm-usa.com)

*Dimensional Drawings*



Providing an interface between man and machine, the 2911, 2912 and 2913 machine control enclosures offer versatile design possibilities for handheld control units. These enclosures are

## Mobile Control Units

designed for use in machine and plant engineering, to protect sophisticated electronic equipment in control engineering, and even for display units, just to name a few.

These control unit enclosures offer ideal conditions for mounting small control devices and control panels. Because of the inner and outer enclosure profile design, adequate protection is ensured, even in rough industrial environments. A screened (EMI/RFI) inner enclosure, made of aluminum, is also available if sensitive electronic components need to be protected.

The outer enclosure profile is manufactured from PVC extrusions, making variable lengths possible. The yellow end caps are injection molded in glass-filled Polyamide. The black plastic side casings are ridged for improved handling and are adjustable to allow for a wide or narrow front panel width. Housings are gasketed for dust and splash water protection and the aluminum front panels are removable for machining.

Standard configuration for these Control Unit housings consists of an inner enclosure profile with end caps, an outer enclosure profile with end caps, front panel, rear panel, wall-mount fitting, and machined hole for M25 cable grip. Accessories include: wall-mount bracket, aluminum front panel, M25 power cable grip, M12, M16, and M20 can be ordered with M25 adapter.

| Mobile Control Units 2911, 2912, 2913 |                       |                      |                       |          |         |
|---------------------------------------|-----------------------|----------------------|-----------------------|----------|---------|
| Part Number                           | Length<br>(Inches/mm) | Width<br>(Inches/mm) | Height<br>(Inches/mm) | Weight   | Drawing |
| 29111000                              | 11.02 / 280           | 7.52 / 191           | 2.99 / 76             | 2.95 lbs | 17-122  |
| 29121000                              | 12.99 / 330           | 7.52 / 191           | 2.99 / 76             | 3.35 lbs | 17-122  |
| 29131000                              | 17.32 / 440           | 7.52 / 191           | 2.99 / 76             | 4.28 lbs | 17-122  |

Note: Dimensions are external. Metric is the primary dimension. Inch conversions are for the user's convenience and are for reference only.



### TECHNICAL DATA:

- Material:  
Inner Enclosure Body-Polyamide  
Side Covers-Black PVC extrusion  
Front Panel-Bright anodized Aluminum, 3mm thick.  
Rear Panel-Black laminated board, 3mm, plastic-coated  
End Caps-Yellow Polyamide
- Gasket: Neoprene
- Color:  
End Caps-yellow, similar to RAL 1021  
Body-black, similar to RAL 9005  
Rear Panel-black, similar to RAL 9005
- Ingress Protection:  
IP 65 to EN 60529, NEMA 12
- Impact Resistance: >7Nm, EN 50014
- Temperature Resistance: -4°F up to +158°F



▶  
Clockwise from top left:  
Large control unit with built-in display; inner T-slots offer a variety of mounting possibilities on all sides; small control device with power cord cable grip; screened version, EMI/RFI shielded inner enclosure.

# Control Units

29111000/29121000/29131000 00

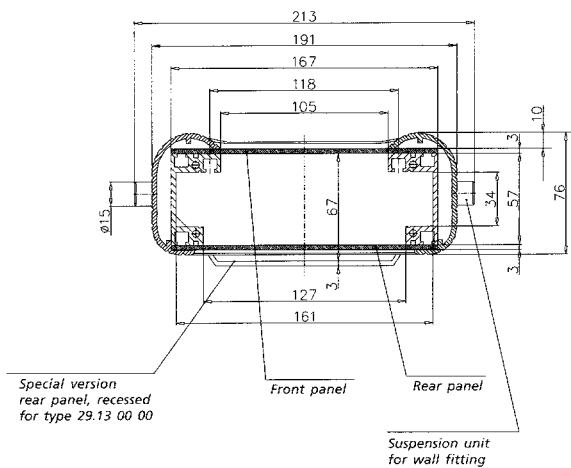
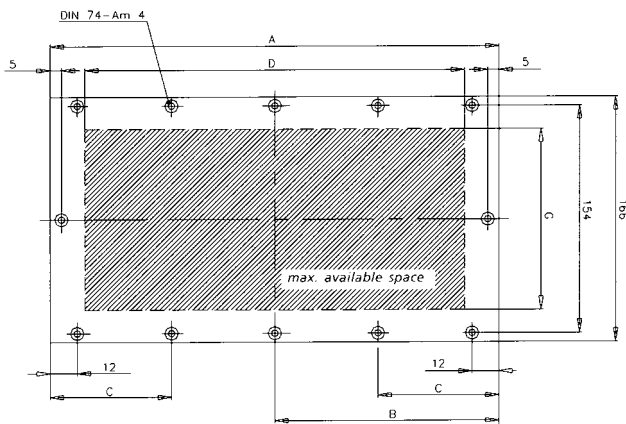
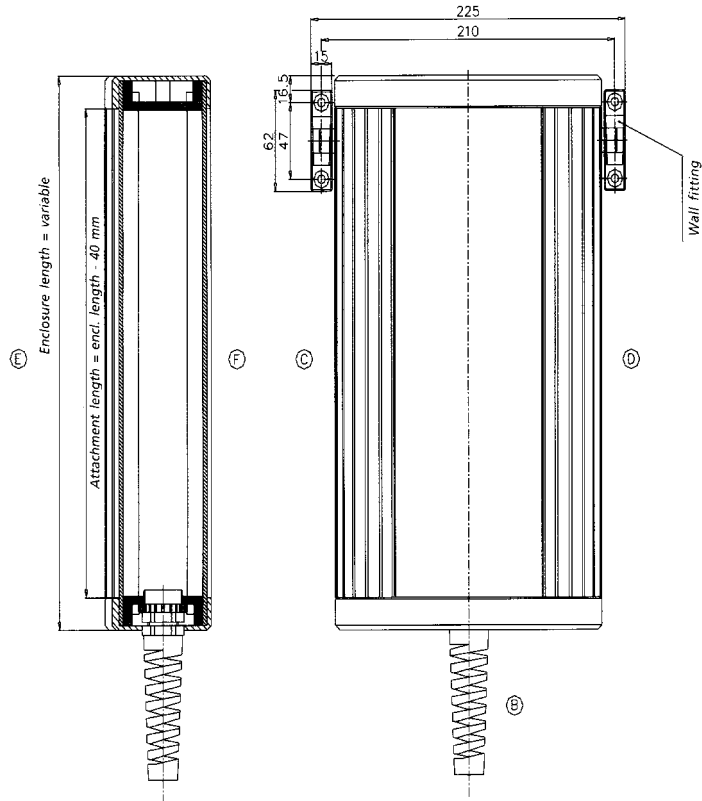
External Dimensions: L280,330,440 x W191x H76 mm

Page 4-11

| Standard Features   |
|---|
| Inner enclosure profile with end caps, outer enclosure profile with end caps, front panel, rear panel, wall mount bracket and drill hole for cable gland M25. |
| * 29111000 L280 x W191 x H76mm.   |
| * 29121000 L330 x W191 x H76mm.   |
| * 29131000 L440 x W191 x H76mm.   |

| Accessories   |
|---|
| • 08100125 M25 cable grip with strain protection.             |
| • 08012512 M25/12 cable grip reducer.                         |
| • 08012516 M25/M16 cable grip reducer.                        |
| • 08012520 M25/M20 cable grip reducer.                        |
| • 29001000 External wall mount bracket set                    |
| • 29130002 Extra front panel, 440 mm.                         |
| • 29120002 Extra front panel 330 mm.                          |
| • 29110002 Extra front panel 280 mm.                          |
| • 29000060 Curcuit board fitting with spring nuts (set of 4). |



| Part Number | A   | B   | C   | D   | G         |
|-------------|-----|-----|-----|-----|-----------|
| 29111000    | 274 |     | 92  | 240 | 105 / 127 |
| 29121000    | 324 | 162 | 81  | 290 | 105 / 127 |
| 29131000    | 434 | 217 | 109 | 400 | 105 / 127 |